

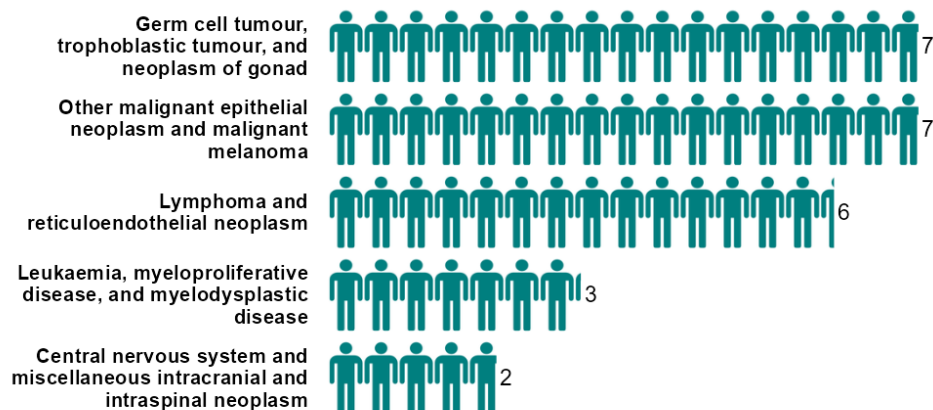
Cancer among young adults

(Excluding non-melanoma skin cancer; ICD10 codes: C00-C43, C45-C97; Aged 15-24)

Average number of cases per year in 2013-2022	Average number of deaths per year in 2013-2022	Number of survivors at end of 2022 (25-year prevalence)
59	7	540

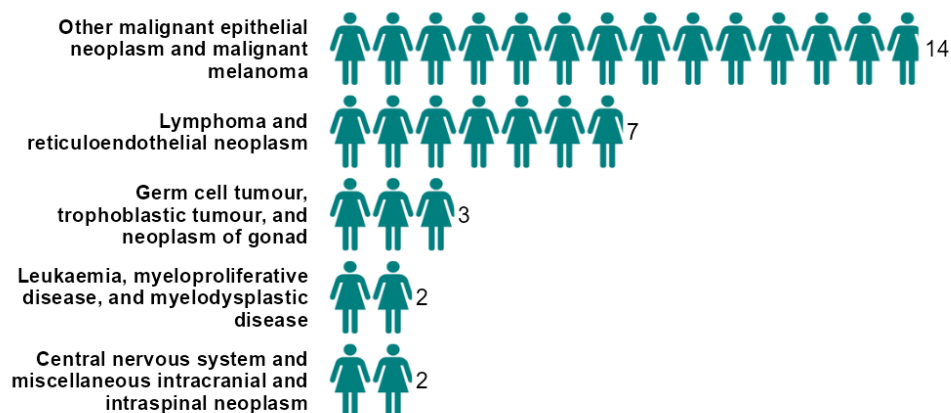
Cancer type - Males

(Average number per year, Diagnosed 2013-2022)



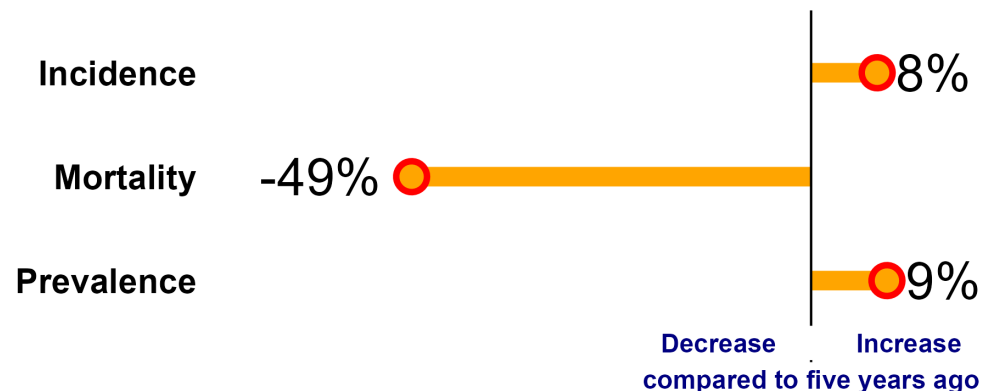
Cancer type - Females

(Average number per year, Diagnosed 2013-2022)



Trends in cancer among young adults

(Cases/deaths: 2018-2022 vs 2013-2017 ; 10-year prevalence: 2022 vs 2017)



Survival

(Diagnosed 2008-2017)

